

ERISDIF IA

FRLANGED HOUSING TERMINAL DIFFUSERS



TYPICAL APPLICATIONS

Industrial air conditioning and ventilation in:

- electronics
- pharmaceutical
- chemical
- photographic
- food
- aerospace, etc.

Hospitals

Laboratories

These diffusers fitted with suitable panel filters can be used in controlled environmental premises or clean room up to the class 100 as per American Standard FS 209 E

TECHNICAL CHARACTERISTICS

CASE = Light weight anodized aluminium profile. The front 28 mm flange permits to install the diffusers in the ceiling **T** bars frame. Built in grooves permit also to hang the diffusers to the ceiling. Leak proof device for aerosol or pressure drop test included.

PLENUM = Manufactured in galvanized steel for sizes 69 and 77; in moulded plastic for all other sizes

CLAMPING = A system of stainless steel screws permits to clamp laminar filters 80 mm deep for liquid seal system.

BLOWING GRID = Three executions fixed by means of quick fasteners are available:

- Code **FA** = Perforated pattern in anodized aluminium sheet
- Code **EV** = Helicoidal pattern in painted steel sheet (RAL 9010)
- Code **LA** = Four way pattern in extruded anodized aluminium

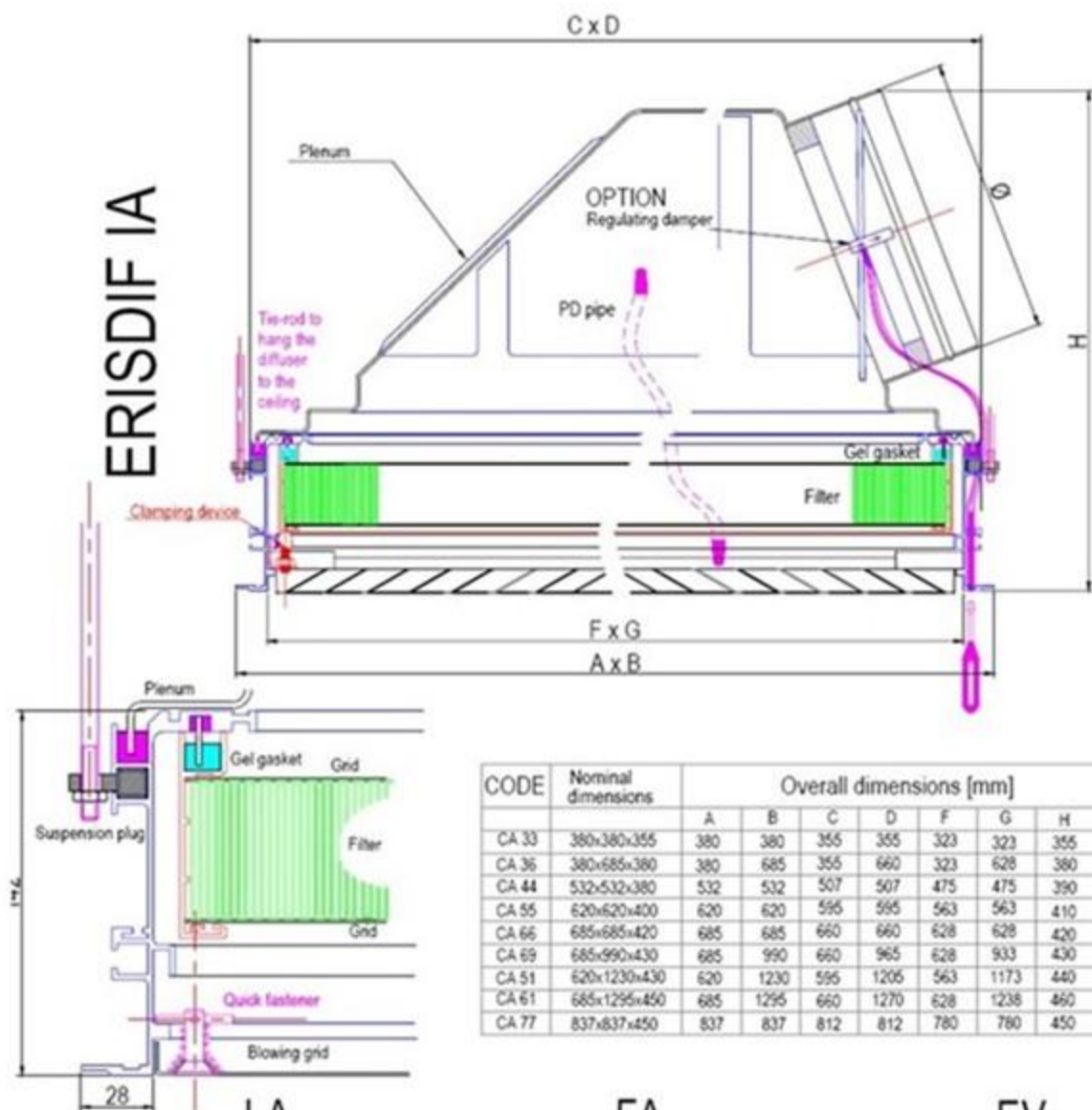
DAMPER = An air flow regulation damper can be mounted on request.

CODE	Diffusers nominal dimensions [mm]	Filter face dimension [mm]	Air flow [m ³ /h] FA grid (ERISGEL filter)	Air flow [m ³ /h] EV/LA grid (ERISGEL filter)	Volume [m ³]	Weight [kg] without filter
IA 33 - 00	380x380x355	305x305	150	250	0,060	4,00
IA 36 - 00	380x685x380	305x610	300	400	0,110	5,00
IA 44 - 00	532x532x380	457x457	450	550	0,120	5,50
IA 55 - 00	620x620x400	545x545	500	850	0,180	6,50
IA 66 - 00	685x685x420	610x610	600	850	0,230	7,50
IA 69 - 00	685x990x430	610x915	900	1800	0,340	10,00
IA 51 - 00	620x1230x430	545x1155	1100	2000	0,380	15,00
IA 61 - 00	685x1295x450	610x1220	1200	2200	0,460	16,00
CA 77 - 00	837x837x450	762x762	950	1300	0,360	12,00

OPTION = Regulation damper: add **T** in the code number instead of the second **0**

SUSPENSION PLUG = code 616920000

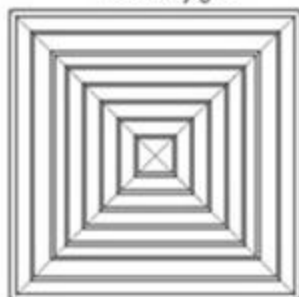
ERISDIF IA



CODE	Nominal dimensions	Overall dimensions [mm]							
		A	B	C	D	F	G	H	Ø
CA 33	380x380x355	380	380	355	355	323	323	355	200
CA 36	380x685x380	380	685	355	660	323	628	380	200
CA 44	532x532x380	532	532	507	507	475	475	390	250
CA 55	620x620x400	620	620	595	595	563	563	410	250
CA 66	685x685x420	685	685	660	660	628	628	420	250
CA 69	685x990x430	685	990	660	965	628	933	430	250
CA 51	620x1230x430	620	1230	595	1205	563	1173	440	250
CA 61	685x1295x450	685	1295	660	1270	628	1238	460	250
CA 77	837x837x450	837	837	812	812	780	780	450	250


LA

Four way grid



FA

Perforated grid



EV

Helicoidal grid

